



North Arrow

MINERALS INC.

**Exploring Diamond
Opportunities in
Canada**

January 2014

TSX-V: NAR



Cautionary Statement

This presentation contains projections and forward looking information that involve various risks and uncertainties, including, without limitation, statements regarding the potential extent of mineralization, resources, reserves, exploration results and plans and objectives of North Arrow Minerals Inc. These risks and uncertainties include, but are not restricted to, the amount of geological data available, the uncertain reliability of drilling results and geophysical and geological data and the interpretation thereof and the need for adequate financing for future exploration and development efforts. There can be no assurance that such statements will prove to be accurate. Actual results and future events could differ materially from those anticipated in such statements. These and all subsequent written and oral forward-looking statements are based on the estimates and opinions of management on the dates they are made and are expressly qualified in their entirety by this notice. The Company assumes no obligation to update forward looking statements should circumstances or management's estimates or opinions change.

The Opportunity

- An exploration company focused on some of Canada's premier diamond projects developed over years of exploration by past companies at costs in excess of \$40 million dollars.
- Experienced team, responsible for the discovery of numerous important kimberlites in Canada and Africa, including the Diavik diamond mine.
- Very little competition for diamond exploration in Canada or globally.
- Diamond market fundamentals are robust and are predicted to remain so for the foreseeable future.
- Canada remains underexplored as well as being a jurisdiction with low political risk.

Corporate Highlights:

➤ Capitalization

Listing:	TSX Venture - NAR
Issued:	42.0 M
Options:	2.6 M
Warrants:	1.0 M \$0.25 & \$0.65
Fully diluted:	45.6 M
Estimated Working Capital:	~\$5.6 M

➤ Main Shareholders

Management/Directors	~18.4%
Zebra Holdings & Investments	~19.4%

controlled by a trust settled by the late Adolf H. Lundin

Corporate Overview

Management Highlights:

D. Grenville Thomas (Chairman) History of success in exploration with multiple junior mining companies. Founder of Aber Resources (now Dominion Diamond Corporation), discoverer of the Diavik Diamond Mine. 2009 Canadian Mining Hall of Fame inductee.

Ken Armstrong (President, CEO and Qualified Person under NI 43-101) Past diamond exploration experience with Diavik Diamond Mines Inc., Aber Resources, DeBeers, Navigator Exploration, and Stornoway Diamond Corporation; President and CEO of Strongbow Exploration Inc.

Christopher Jennings (Director) Extensive diamond, gold and base metal exploration and development experience. Founder of SouthernEra Diamonds Inc., consultant to Aber Resources and has held positions with numerous companies including International Corona Corp., BP Minerals (Canada) and Falconbridge Ltd.

William Lamb (Director) President and CEO of Lucara Diamond Corp., 20 years project development experience with Lucara, De Beers, Kvaerner and Rand Mines.

Blair Murdoch (Director) More than thirty years experience in senior management of private and public companies.

Eira M. Thomas (Advisor) Extensive diamond exploration and development experience in Canada and Africa. Has served as an officer and/or director of Aber Resources and Stornoway Diamond Corporation. Currently CEO of Kaminak Gold Corporation and a director of Suncor and Lucara Diamond Corp.

Principal Diamond Projects

Redemption (NT)

- 28,400 acres
- Near Diavik & Ekati mines
- Unexplained KIM trains
- >\$12M dataset
- Earning a 55% from Arctic Star

Lac de Gras (NT)

- >300,000 acres
- Near Diavik & Ekati mines
- 1st \$5M funded by Dominion Diamonds
- ~\$3M 2013 program

Pikoo (SK)

- Diamondiferous kimberlite field discovered in 2013
- 80/20 JV pending notice to Stornoway

Qilalugaq (NU)

- Large tonnage resource
- Potential for high value stones
- Bulk sample in 2014
- Under option from Stornoway

Mel (NU)

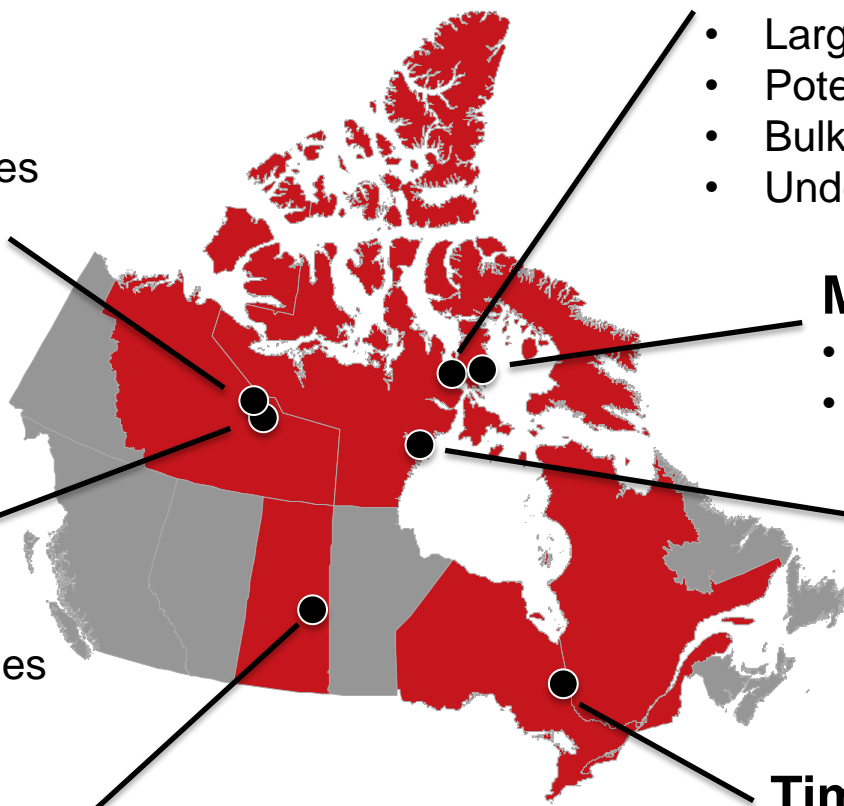
- KIM targets
- 100% NAR

Luxx (NU)

- KIM targets
- 100% NAR

Timiskaming (ON/QC)

- Six kimberlites
- Additional targets
- 80/20 JV with Stornoway

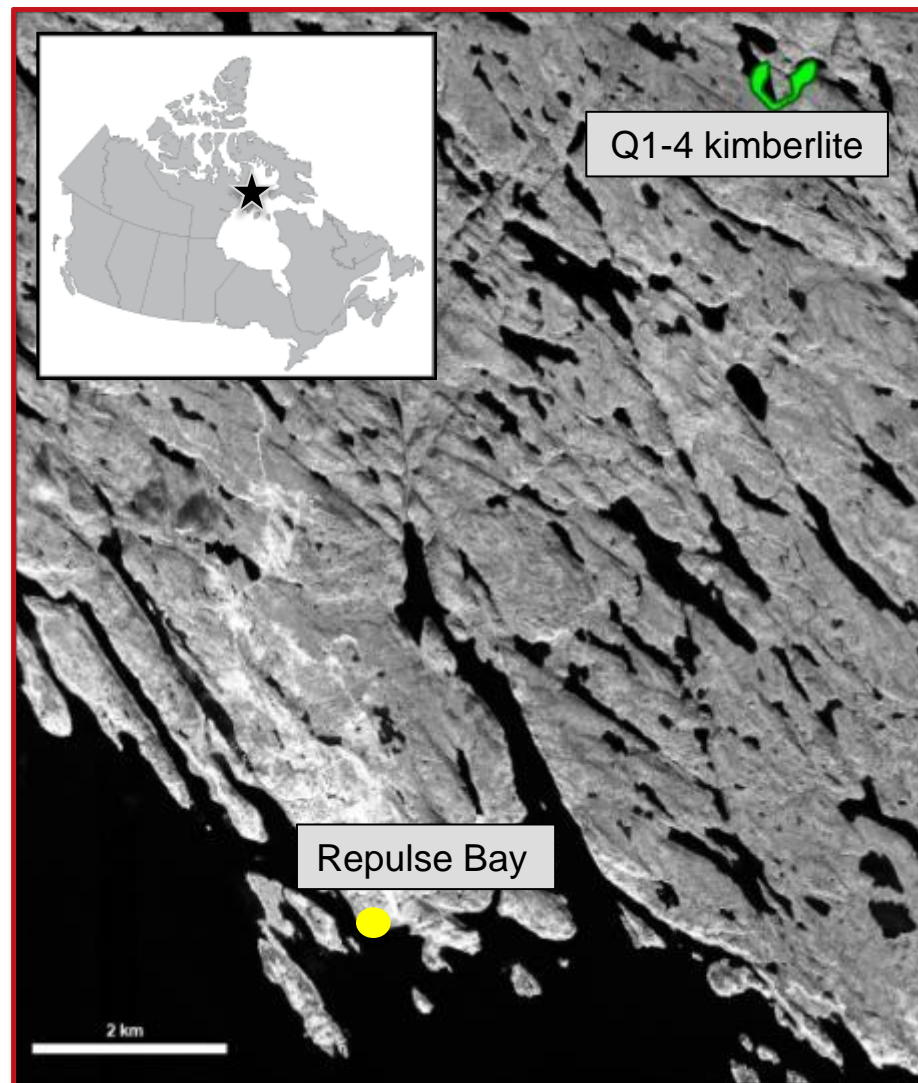


Qilalugaq Project - NU

- Can earn 80% from Stornoway by completing mini-bulk sample.
- SWY retains one time back-in right to 40% by paying 3X exploration costs.

Primary target is the Q1-4 kimberlite (Repulse Bay, NU)

- 7km from tidewater; 9km from town.
- Largest diamondiferous kimberlite in eastern Arctic (12.5ha).
- May 2013 inferred resource estimate of 26.4 million carats, modeled to 205m.
- **Yellow diamonds could significantly impact value.**
- Needs large tonnage mini-bulk sample for preliminary evaluation (estimate \$3.5 million to collect/value 500 carats).



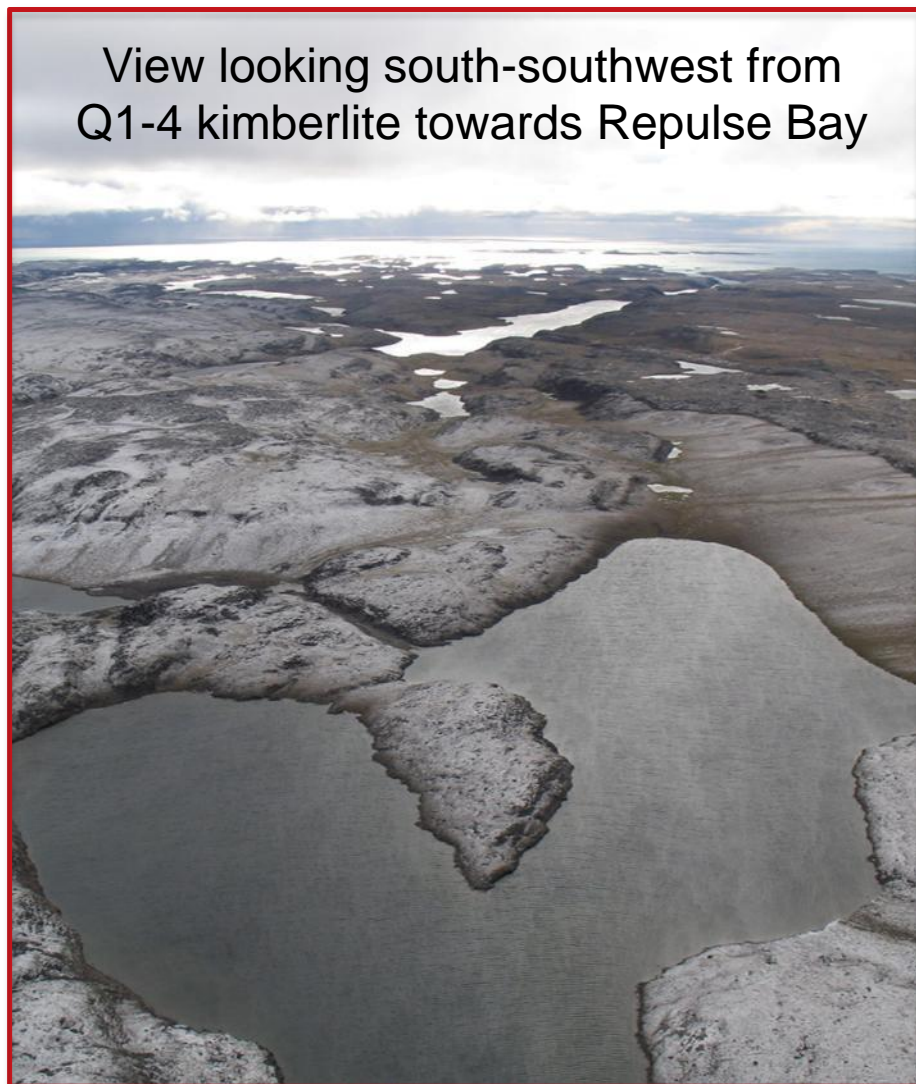
Qilalugaq Project - NU

- Can earn 80% from Stornoway by completing mini-bulk sample.
- SWY retains one time back-in right to 40% by paying 3X exploration costs.

Primary target is the Q1-4 kimberlite (Repulse Bay, NU)

- 7km from tidewater; 9km from town.
- Largest diamondiferous kimberlite in eastern Arctic (12.5ha).
- May 2013 inferred resource estimate of 26.4 million carats, modeled to 205m.
- **Yellow diamonds could significantly impact value.**
- Needs large tonnage mini-bulk sample for preliminary evaluation (estimate \$3.7 million to collect/value 500 carats).

View looking south-southwest from Q1-4 kimberlite towards Repulse Bay



Qilalugaq Project - Resource


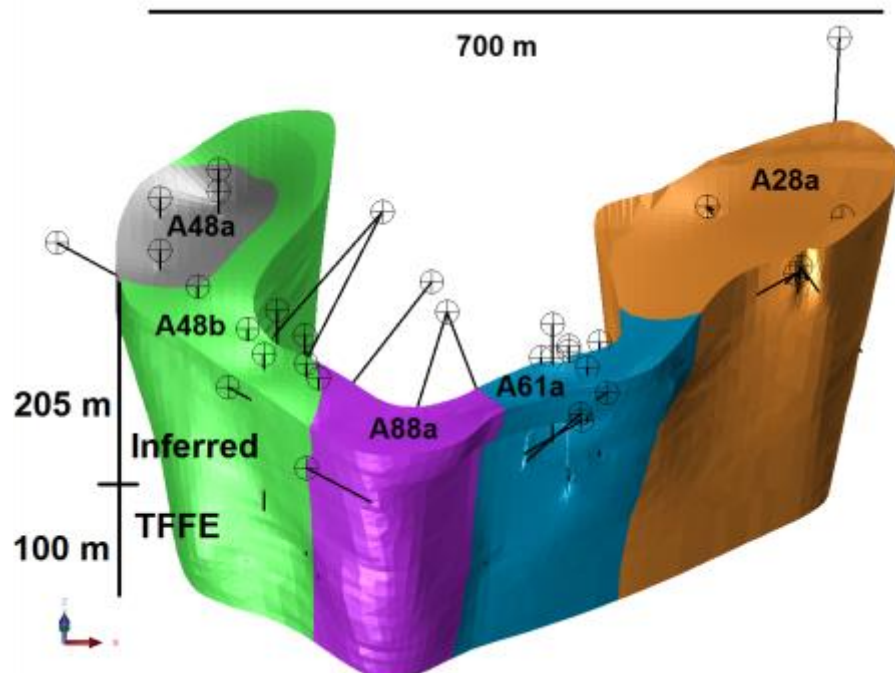
➤ May 2013 resource estimate¹

- Inferred Resource = 48.8 Mt, 26.1 Mcts, total diamond content² 53.6 cpht.
- TFFE³ = 14.1 to 16.6 Mt, 7.9 to 9.3 Mcts, total diamond content² 56.1 cpht.
- **Size/grade compares favourably to other current advanced/development projects.**

¹Mineral resources are not mineral reserves and do not have demonstrated economic viability

²Defined as 100% recovery of +1 to +23 DTC diamonds

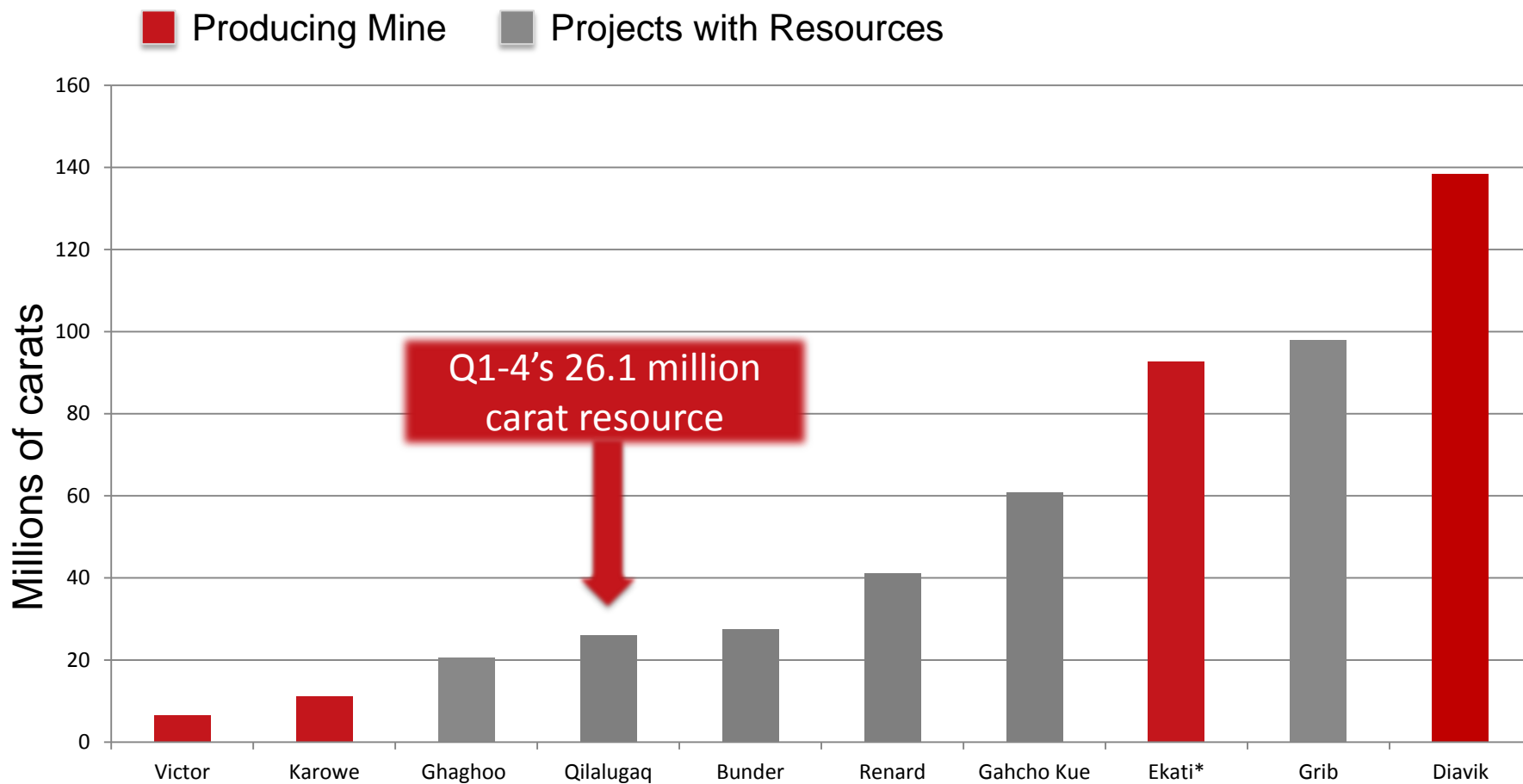
³Target for further exploration - The potential quantity and grade of the TFFE referred to above is conceptual in nature and it is uncertain whether further exploration will result in the target being delineated as a mineral resource



12.5 ha surface area kimberlite

Qilalugaq – Resource Comparison

Resource Comparison of Mines at Startup and Current Projects with Resources**

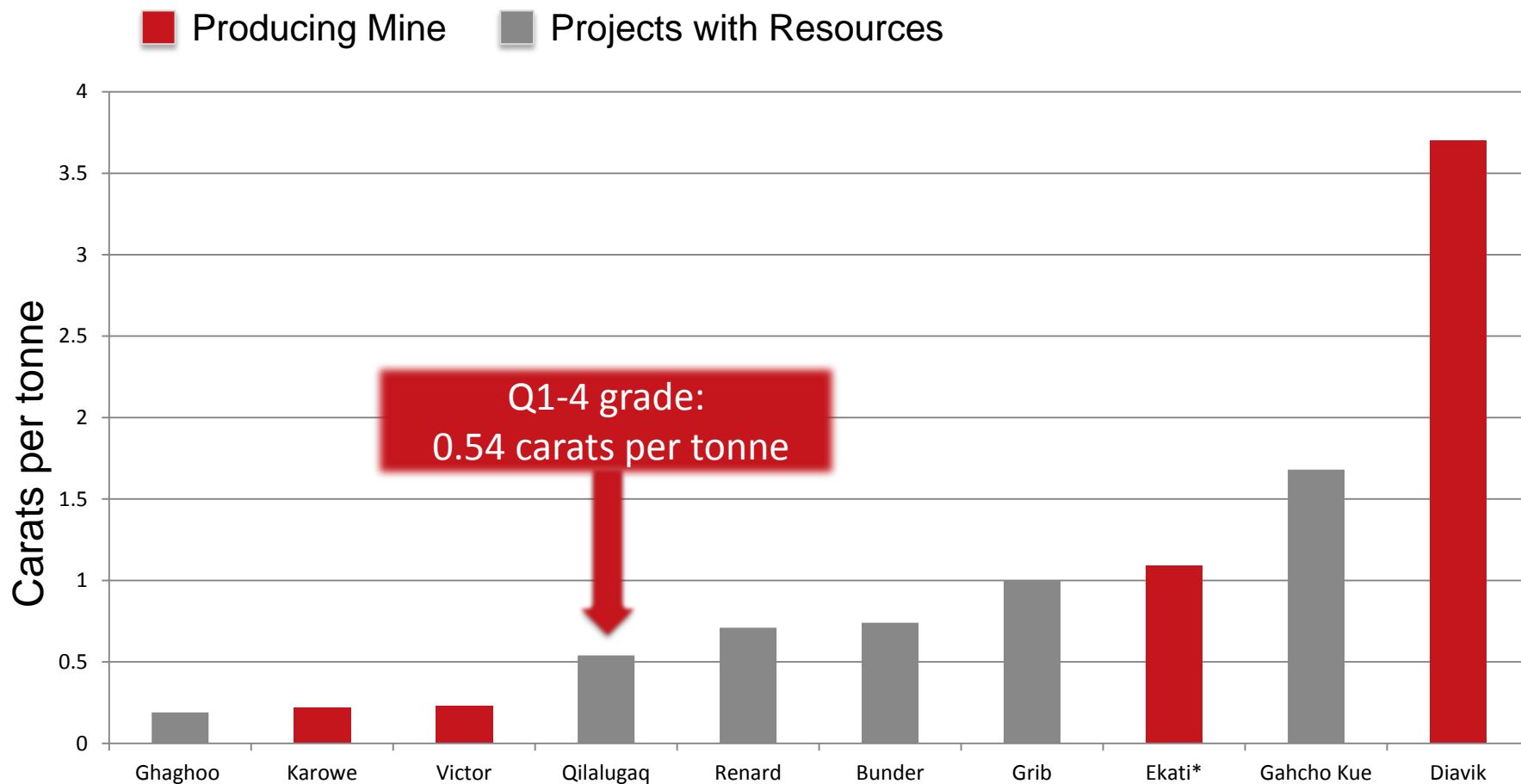


****Ekati millions of carats numbers are based on the initial reserve. Information on the initial resource was not available.***

*****Compares the Q1-4 Inferred resource to more advanced projects to show its potential relative size/diamond content***

Qilalugaq – Resource Comparison

Grade Comparison of Producing Mines at Startup and Current Advanced Projects*



**this chart compares the Q1-4 Inferred resource grade to more advanced projects to show its relative potential diamond grade*

Qilalugaq Project - Diamonds

- Size and grade on par with other operating mines; diamond value still unknown.
- 64 carat parcel recovered to date suggests a value on par with “typical Canadian smalls”.
- Need a larger diamond parcel (+500cts) for a more robust valuation.
- Qilalugaq’s northern locale will require a higher than average diamond value to demonstrate potential economic viability - a “sweetener”.



Qilalugaq Project – Yellow Diamonds

- **Q1-4 diamond parcel includes a population of yellow diamonds** described as ‘fully saturated’.
- Presence of yellow diamonds could have a significant positive impact on diamond valuations for Q1-4.
- Potential to bring up a modeled average value into the upper end of Canadian and World diamond values.



Selection of +9 DTC diamonds from the Q 1-4 kimberlite, Qilalugaq Project, NU

**Note: Additional possible upside due to breakage in early sampling - 10-30% of +3DTC showed >50% breakage in RC samples (A48, A88 and A61). Almost 50% breakage for + 3DTC in the drill-core samples processed by DMS (A28). Could have an additional positive impact on grade, value and size distribution.*

The Ellendale Mine – Australia

- Kimberley Diamonds (the producer) has an off-take agreement with Laureton Diamonds (Tiffany's) to sell the yellow stones so information is public.
- Produces ~50% of the world's yellow fancies.
- Yellow fancies make up ~80% of Ellendale's revenue.
- Yellows comprise ~9-16% of total run of mine production (Q1 2013 – 13%).
- **Q1 2013 US\$/carat for yellows sold to Tiffany: \$5,486**
Q1 2013 US\$/carat for all diamonds sold: \$880.
- Recovered grades achieved at Ellendale are 3.67 carats per hundred tonnes (June 2013). On track for 140,000 carats total in 2013 from ~6 million tonnes ore.
- As of Jan. 2012, 578,000 cts remain in the reserve and are included in the 3.97 million cts that remain in the resources (ind & inf).


A look at the biggest single producer of yellow diamonds in the world



Tiffany's: Driving the Market for Yellows

“We have seen a phenomenal upsurge in the interest since we launched the [yellow diamond] collection in 2010...There is also the allure of limited supply – we have no idea how long the mine will last, so prices keep rising.” Melvyn Kirtley, Tiffany's Chief Gemologist from June 2013 *Financial Times*

The yellow collection was the star performer of their last quarter
 “Tiffany's quarterly profit rose 50 percent as customers splurged on yellow diamonds.” - *Reuters*, Nov. 26, 2013



Page 2, Sept 7, 2013 Globe and Mail: Toronto store opening ad
 In this example the Tiffany's brand is solely associated with the yellow diamond along with their classic robin's egg blue. This is common since the yellow collection's launch in 2010.

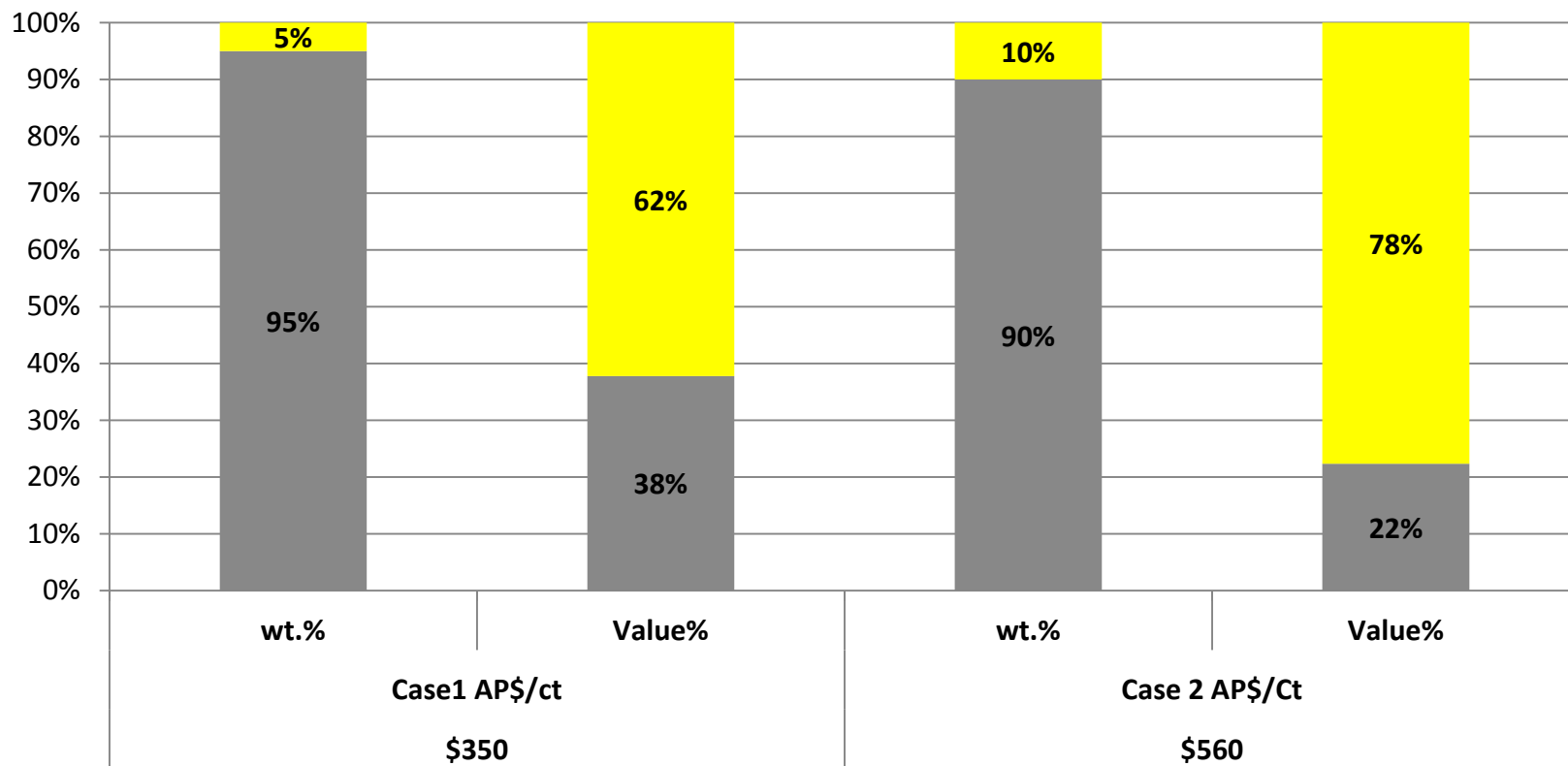
Tiffany's Expenditures	2012	2011	2010
Advertising, Marketing, PR, Media Relations <i>(represents 6.4% of worldwide net sales)</i>	\$242 M	\$234 M	\$197M

Yellow Diamonds – Potential Impact

Case Study: Potential Impact of Fancy Yellows on Average Diamond Price

■ Yellow Goods
 ■ Commercial Goods

% of Run of Mine Diamond Population



Each case assumes a world average price of commercial goods (~US\$139/carat based on rough import average price into Antwerp in 2012) and an average price for yellow diamonds of \$4350/ct (price achieved for yellows from Ellendale in Q1 2012)

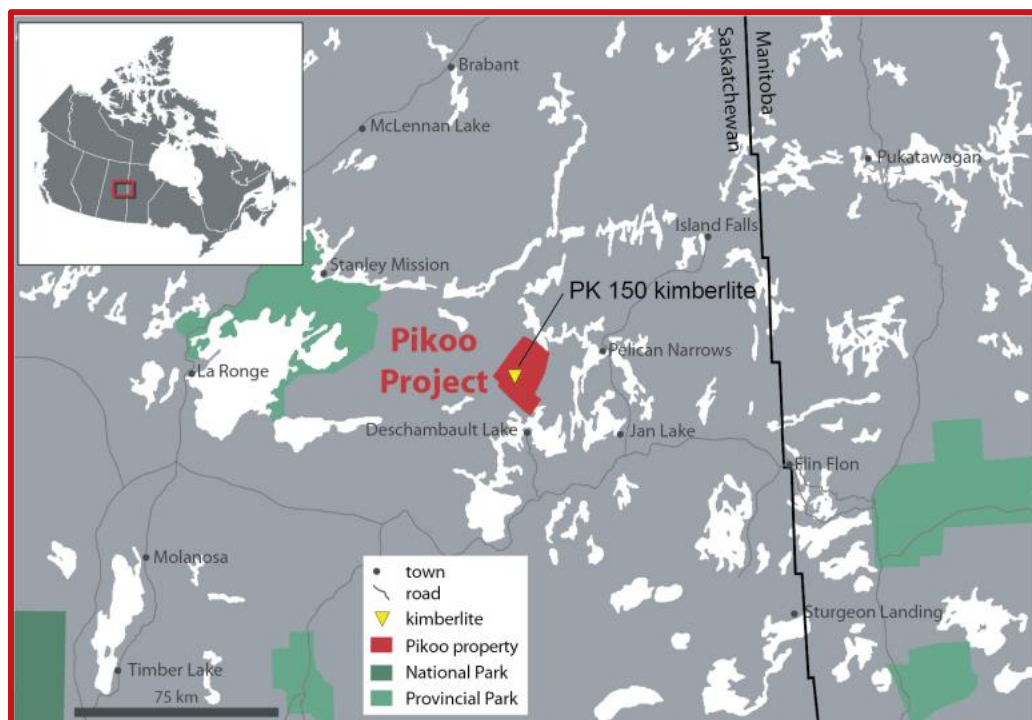
Qilalugaq Project - NU

- **WAY FORWARD:** collect ~1,000 to 1,500 tonnes of kimberlite from surface pits planned for summer 2014 in a 6-8 week program.
- **COST:** \$3.7 million.
- **GOAL:** to recover a +500 carat diamond parcel to determine grade, size distribution and the potential for fancy yellows in commercial sizes. Also, to get a preliminary sense of yellow's impact on the overall diamond value.



Pikoo Project – East Central SK

- North Arrow/Stornoway (80/20) Joint Venture (pending SWY back in election).
- Identified through regional targeting and sampling of the Sask Craton.
- Located between La Ronge, SK & Flin Flon, MB – more than 200km from nearest kimberlite field (FALC).
- Good local infrastructure; within 10 km of SK Hwy 911.
- Kimberlite was discovered in nine of ten drill holes completed in 2013 (including PK150).



Pikoo Project – PK150 Diamond Results

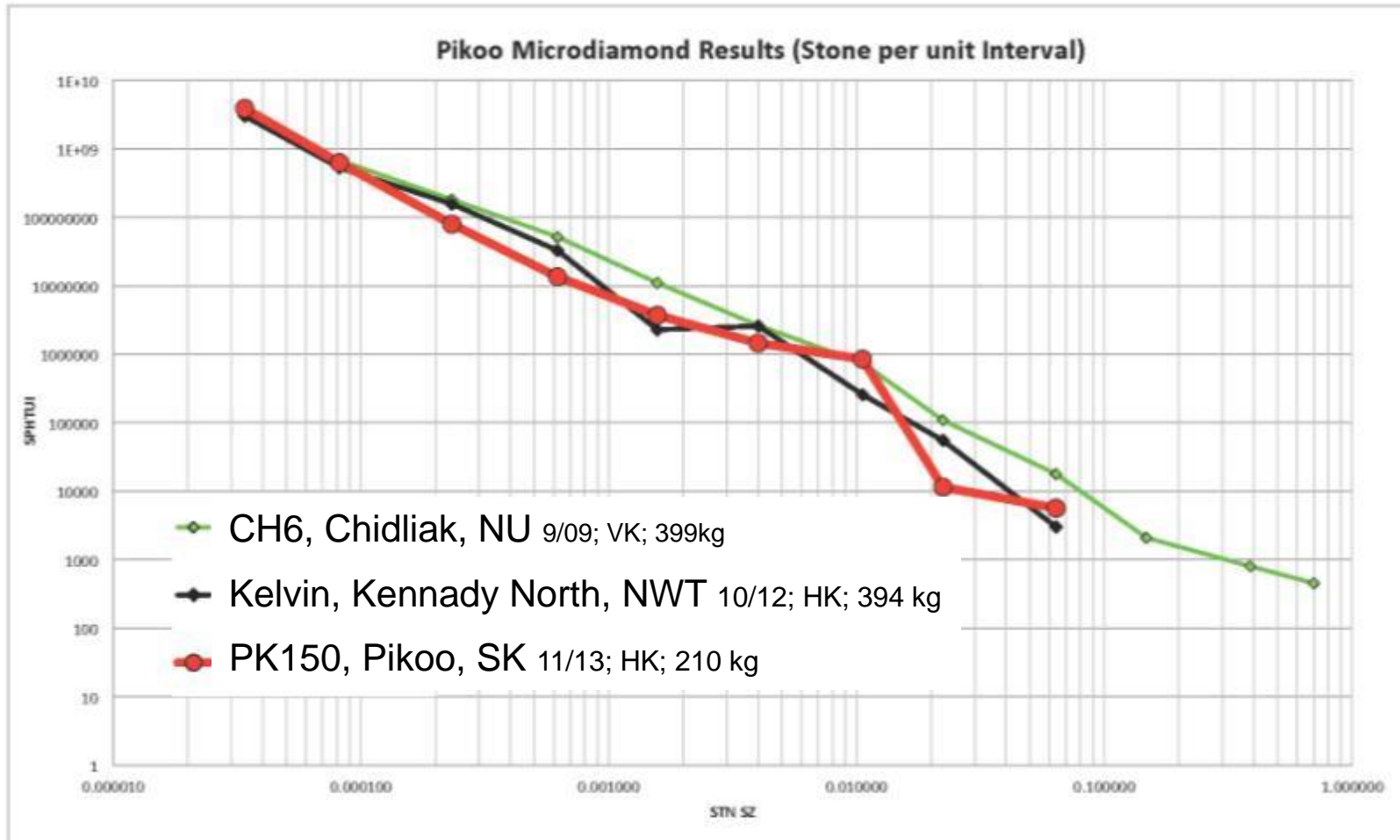
A 209.7 kg sample from drill core yielded:

- 745 diamonds > 0.106 mm
- 23 diamonds > 0.85 mm
- Total carats > 0.85mm = 0.2815
- Total recovery sample grade (+0.85mm) = 1.34 cpt
- > 95% of diamonds are intact, white octahedrons or aggregates.



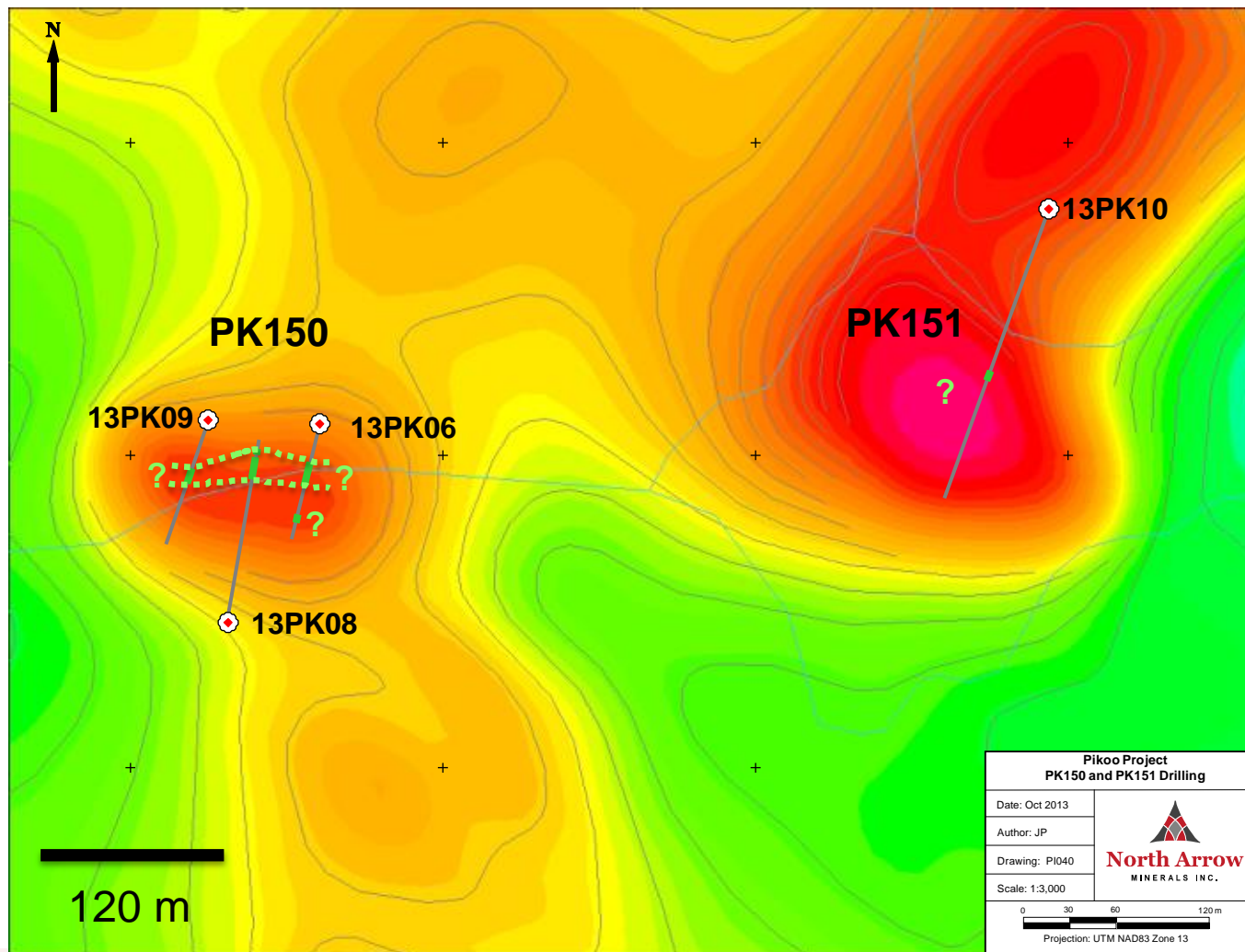
	Number of Diamonds per Sieve Size (mm Square Mesh Sieve)										
Sample Weight Dry Kg	+0.106	+0.150	+0.212	+0.300	+0.425	+0.600	+0.850	+1.18	+1.70	Total	Total
	-0.150	-0.212	-0.300	-0.425	-0.600	-0.850	-1.18	-1.70	-2.36	Stones	Carats
											+0.85mm
209.7	392	199	65	27	19	20	21	1	1	745	0.2815

PK150 Microdiamond Comparison

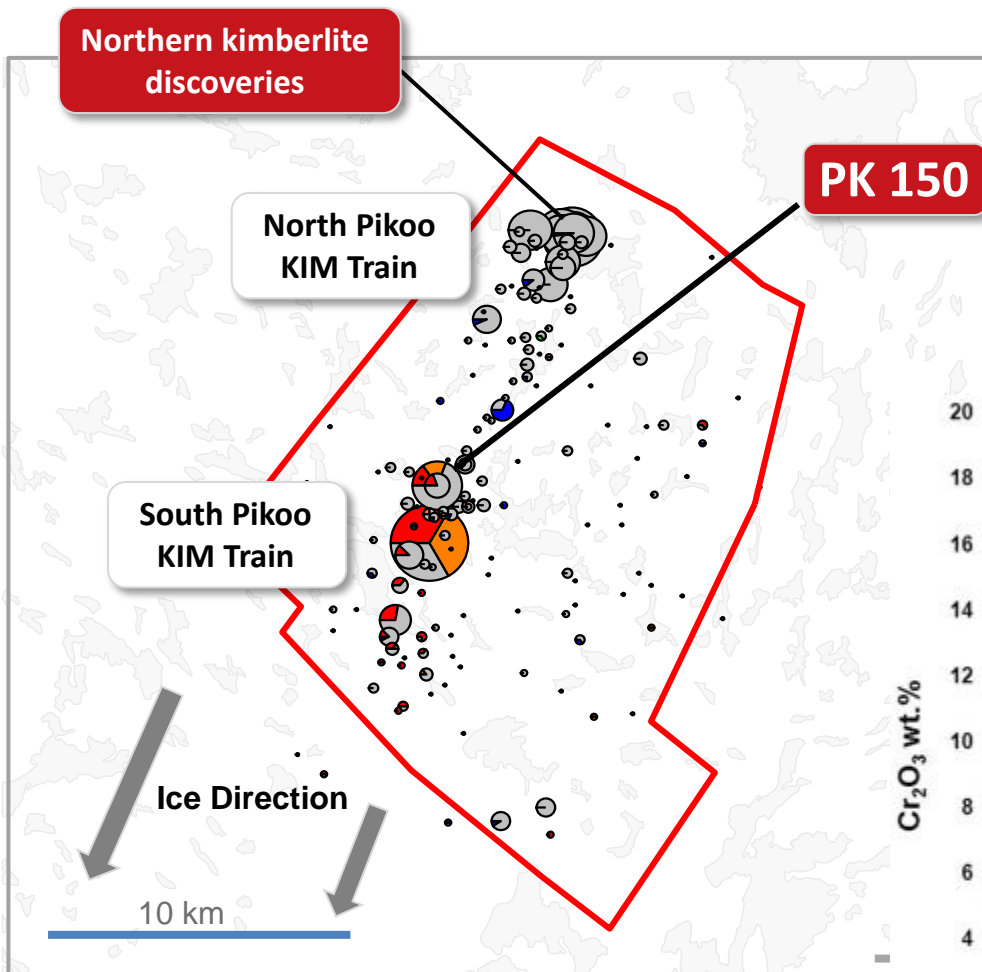


PK150 Drilling Pattern

- PK 150 kimberlite has been drilled with three holes.
- 10-15 m wide body drilled along a 75 m strike length; remains open.
- PK 151 target tested with one hole; intersected a narrow kimberlite dike.
- Results do not explain the mag feature; more drilling required.

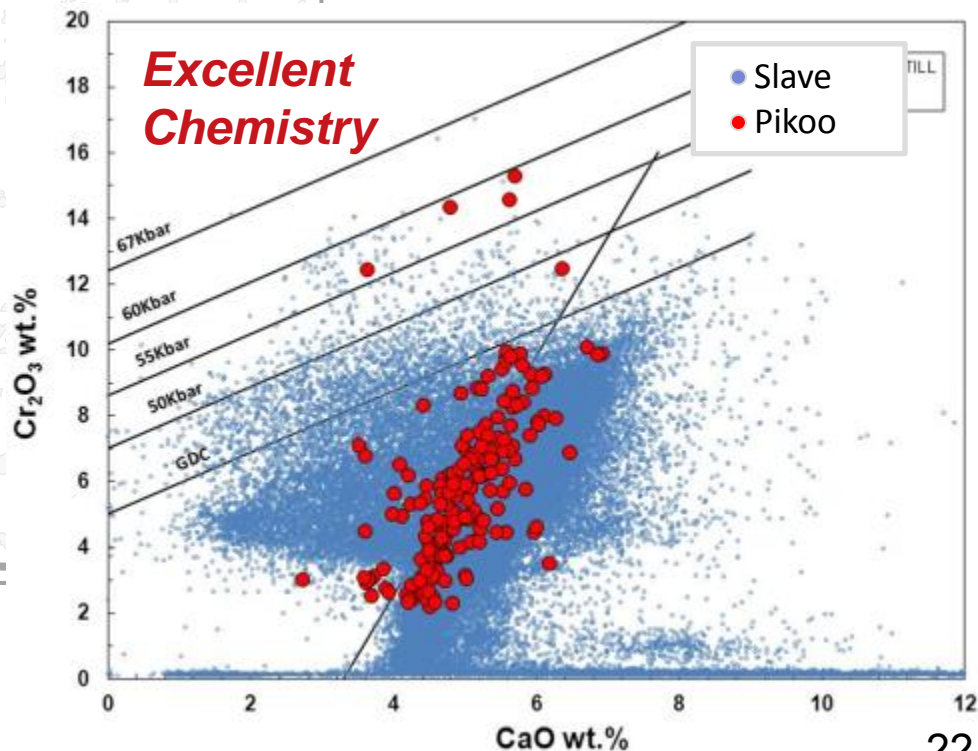


Pikoo Project – KIM sampling



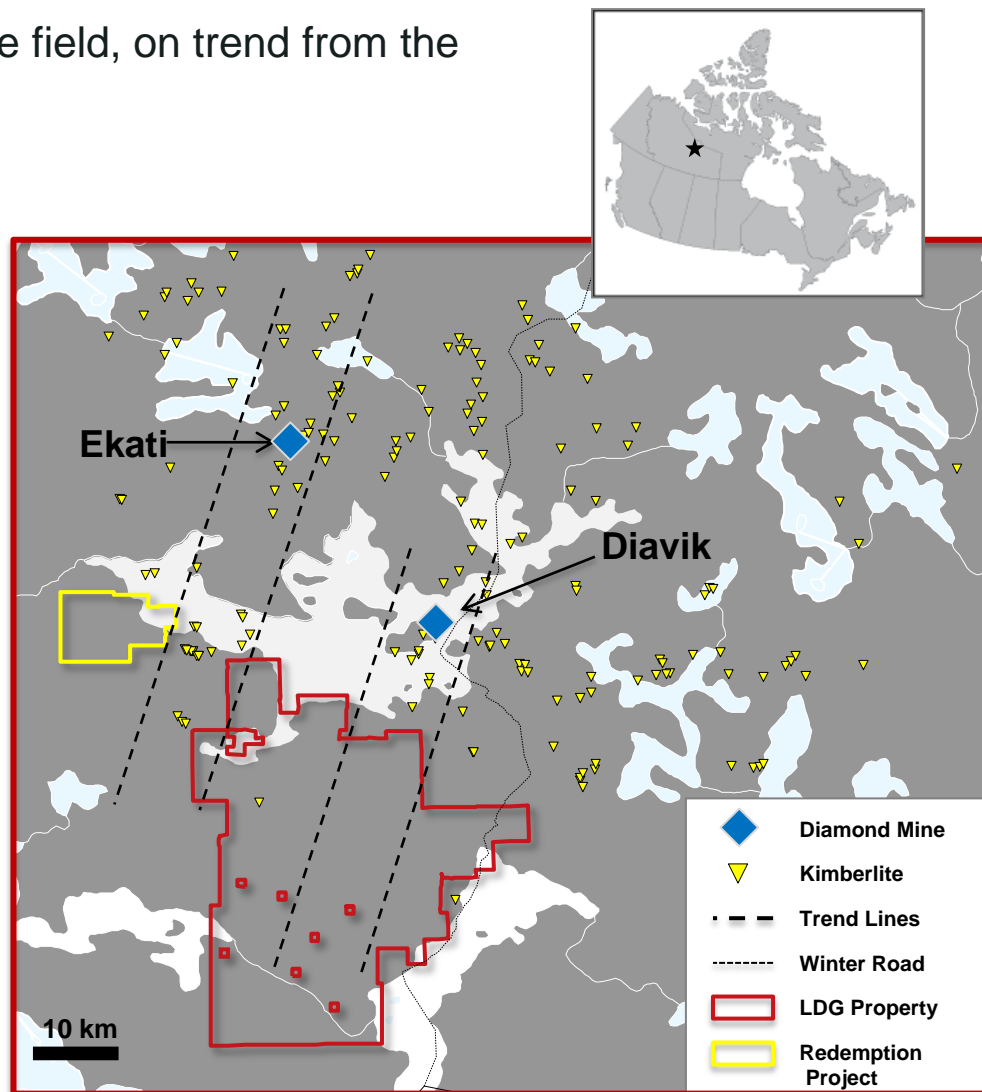
Bigger circles = more KIM grains

- pyrope garnets
- eclogitic garnets
- ilmenite
- chromite



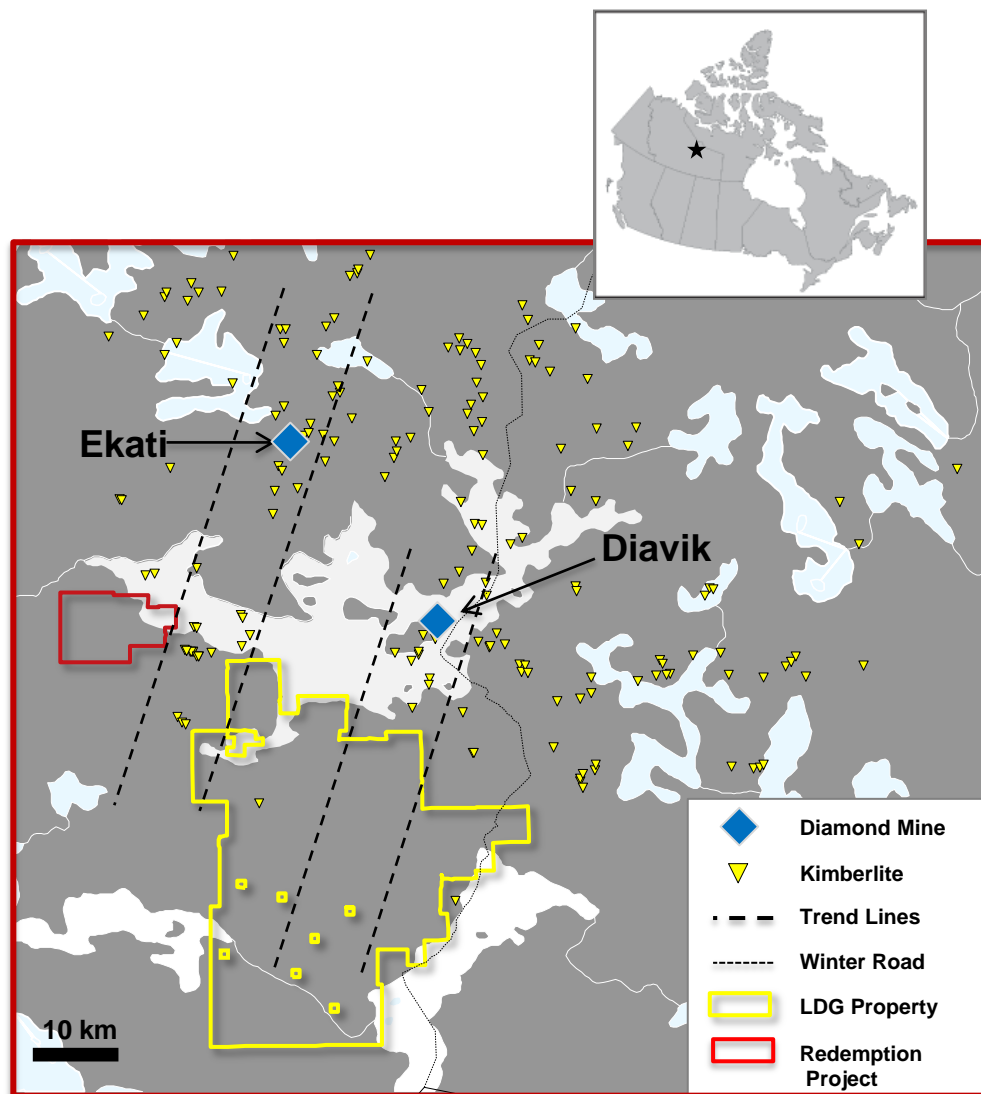
Lac de Gras Diamond Project, NT

- Located within the Lac de Gras kimberlite field, on trend from the **Ekati** and **Diavik** diamond mines.
- Option Agreement with **Dominion Diamond Corp** (formerly Harry Winston; owns 40% of Diavik; 80% of Ekati):
 - Creation of a JV property covering ~307,000 acres (>1,200 km²).
 - **Dominion to spend \$5M over 5 years** to explore the JV property.
 - Vesting will create a JV with DDC (55%) and North Arrow (45%).
- Numerous untested airborne geophysical targets with kimberlite type signatures.
- ~\$3M overburden drilling program complete, awaiting results.



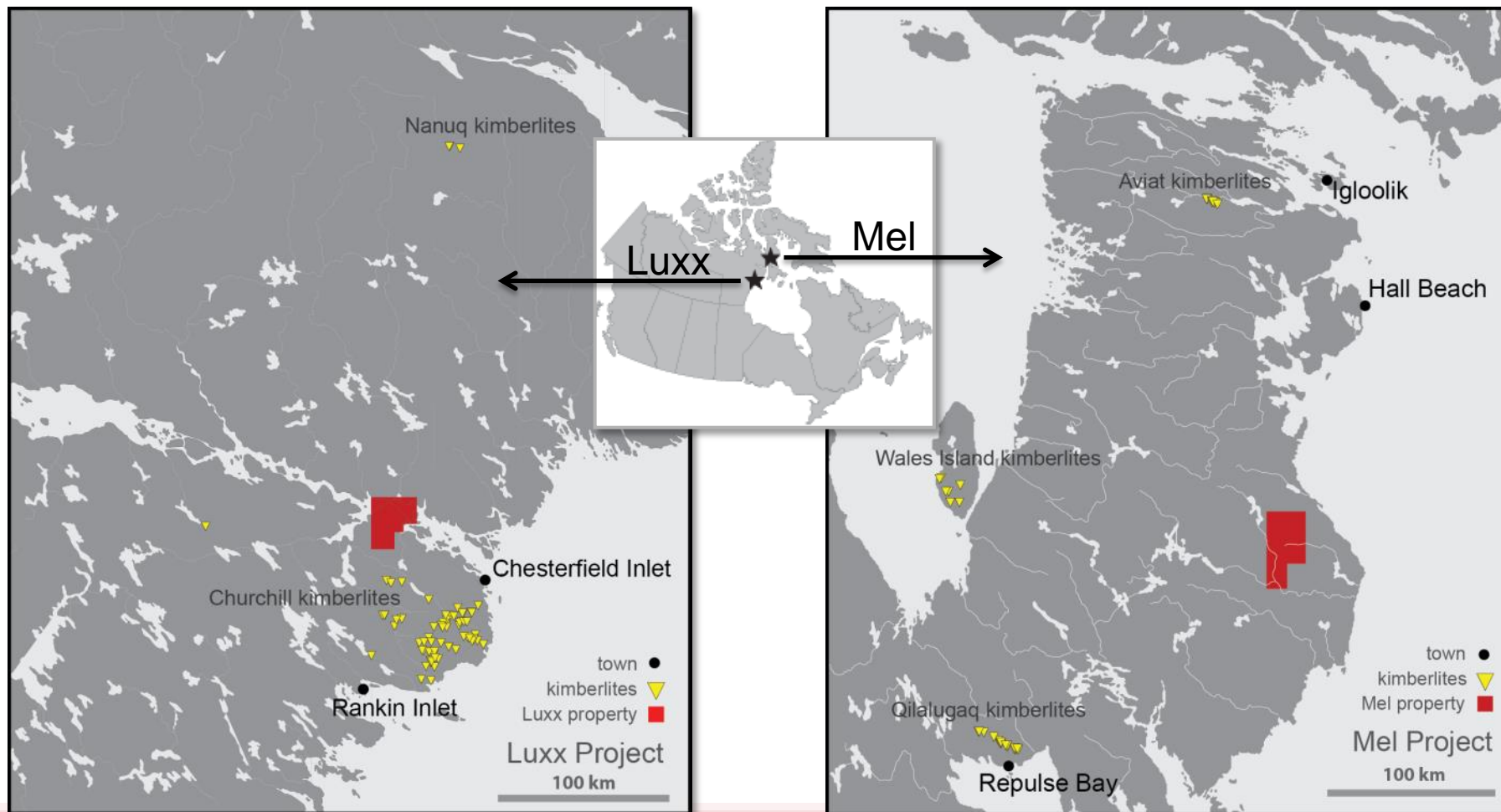
Redemption Diamond Project, NT

- 28,400 acre Redemption project located within the Lac de Gras diamond district, NT.
- **32km southwest of, and 47km west of the Ekati and Diavik** diamond mines, respectively.
- Airborne and ground geophysical surveys completed, thorough till geochemical sampling, limited amount of drilling thus far. Over \$12 million spent between 2004 and 2010.
- 2013: Airborne gravity survey; bathymetry surveys; 350 till samples.
- North Arrow to spend \$5 million in exploration by 2017 to earn a 55% interest from Arctic Star.



Luxx & Mel Projects - NU

Two early stage projects with unsourced kimberlite indicator mineral trains



Way Forward – 2014

Project	Location	Commodity	Interest	Comment
Qilalugaq	Nunavut	Diamonds	80% (60%)	Mob underway for 2014 program Bulk Sample collection July/Aug
Pikoo	Saskatchewan	Diamonds	80% (60%)	Follow up Exploration 2014
Lac de Gras	NWT	Diamonds	45%	Results for ~\$3M 2013 program
Redemption	NWT	Diamonds	55%	Data Compilation ongoing; 2014 exploration planned
Luxx	Nunavut	Diamonds	100%	2013 results pending
Mel	Nunavut	Diamonds	100%	2013 results pending
Timiskaming	Ontario	Diamonds	80%	Database compilation

- Finalize budgets for 2014 work in January 2014.
- Priority for 2014 will be Q1-4 sampling program for diamond value.
- Follow up programs at Pikoo and Redemption.
- Waiting on final results from 2013 till sampling at Redemption, Mel and Luxx.
- Final results from >700 overburden RC drill holes at Lac de Gras.



North Arrow

MINERALS INC.

TSXV: NAR

**Ken Armstrong
President & CEO**

**Suite 960-789 West Pender Street
Vancouver, BC
Canada V6C 1H2
Tel: +1.604.668.8354**

info@northarrowminerals.com

[@narminerals](#)



facebook.com/northarrowminerals



www.northarrowminerals.com

